

All Program Components

Appropriation Category

Amendment Description

Centers of Excellence

FSU

Centers of Excellence

Total Centers of Excellence

0

* Total By Fund

* General Revenue

0

G/A Alzheimer's Research

Initial Allocation

Total G/A Alzheimer's Research

0

* Total By Fund

* General Revenue

0

G/A Educational and General

Initial Allocation

Retirement Rate Increase

914,693

Grad Assist/Housestaff

219,547

Salary Increases 2003

68,996

Health Insurance Increase

107,730

Adjustments by Activity

68,038

SB 18-E Additional Ph

0

Total G/A Educational and General

0

* Total By Fund

* General Revenue

79,004

* E&G Student & Other

61,483

* Educational Enhancement

90,007

* Operations and Maintenance

47,174

* Phosphate Research

90,340

0

0

0

All Program Com

Appropriation Categ

Amendment Descri

G/A IEAS

Initial Allocati

Retirement Rate In

Grad Assist/Houses

Salary Increases 2

Health Insurance I

Adjustments by Act

Total G/A IEAS

* Total By Fund

* General Revenue

* Educational En

* Experimental S

* Experimental S

* Extension Svc

* Extension Svc

G/A USF Medical Cent

Initial Allocation

Retirement Rate In

Grad Assist/Houses

Salary Increases 2

Health Insurance I

Adjustments by Act

Total G/A USF Medical

* Total By Fund

* General Revenue

* E&G Student &

* Educational En

USF

E&G


Student &

Educational En

Cent




et

All Pa
g
ma
GA-6
Int
Total
* To
GA-9
Int
Total
* To
GA-10
Int
Total
* To
GA-11
Int
Total
* To
GA-12
Int
Total
* To
GA-13
Int
Total
* To
GA-14
Int
Total
* To
GA-15
Int
Total
* To
GA-16
Int
Total
* To
GA-17
Int
Total
* To
GA-18
Int
Total
* To
GA-19
Int
Total
* To
GA-20
Int
Total
* To
GA-21
Int
Total
* To
GA-22
Int
Total
* To
GA-23
Int
Total
* To
GA-24
Int
Total
* To
GA-25
Int
Total
* To
GA-26
Int
Total
* To
GA-27
Int
Total
* To
GA-28
Int
Total
* To
GA-29
Int
Total
* To
GA-30
Int
Total
* To
GA-31
Int
Total
* To
GA-32
Int
Total
* To
GA-33
Int
Total
* To
GA-34
Int
Total
* To
GA-35
Int
Total
* To
GA-36
Int
Total
* To
GA-37
Int
Total
* To
GA-38
Int
Total
* To
GA-39
Int
Total
* To
GA-40
Int
Total
* To
GA-41
Int
Total
* To
GA-42
Int
Total
* To
GA-43
Int
Total
* To
GA-44
Int
Total
* To
GA-45
Int
Total
* To
GA-46
Int
Total
* To
GA-47
Int
Total
* To
GA-48
Int
Total
* To
GA-49
Int
Total
* To
GA-50
Int
Total
* To
GA-51
Int
Total
* To
GA-52
Int
Total
* To
GA-53
Int
Total
* To
GA-54
Int
Total
* To
GA-55
Int
Total
* To
GA-56
Int
Total
* To
GA-57
Int
Total
* To
GA-58
Int
Total
* To
GA-59
Int
Total
* To
GA-60
Int
Total
* To
GA-61
Int
Total
* To
GA-62
Int
Total
* To
GA-63
Int
Total
* To
GA-64
Int
Total
* To
GA-65
Int
Total
* To
GA-66
Int
Total
* To
GA-67
Int
Total
* To
GA-68
Int
Total
* To
GA-69
Int
Total
* To
GA-70
Int
Total
* To
GA-71
Int
Total
* To
GA-72
Int
Total
* To
GA-73
Int
Total
* To
GA-74
Int
Total
* To
GA-75
Int
Total
* To
GA-76
Int
Total
* To
GA-77
Int
Total
* To
GA-78
Int
Total
* To
GA-79
Int
Total
* To
GA-80
Int
Total
* To
GA-81
Int
Total
* To
GA-82
Int
Total
* To
GA-83
Int
Total
* To
GA-84
Int
Total
* To
GA-85
Int
Total
* To
GA-86
Int
Total
* To
GA-87
Int
Total
* To
GA-88
Int
Total
* To
GA-89
Int
Total
* To
GA-90
Int
Total
* To
GA-91
Int
Total
* To
GA-92
Int
Total
* To
GA-93
Int
Total
* To
GA-94
Int
Total
* To
GA-95
Int
Total
* To
GA-96
Int
Total
* To
GA-97
Int
Total
* To
GA-98
Int
Total
* To
GA-99
Int
Total
* To
GA-100
Int
Total
* To





100% 50% 25% 0%
Black
White
Yellow
Cyan
Magenta
Red
Green
Blue
Light Blue
Light Green
Light Magenta
Light Cyan
Light Yellow
Light Black
Light Red
Light Green
Light Blue
Light Magenta
Light Cyan
Light Yellow
Light Black



All Program

Appropriation

Amendment

Virgil Hawk

Initial A

Total Virgil

* Total By

* General

Total - All Ap

** Total By

** General

** EGG Stu

** Educati

** Experin

** Extensi

** Extensi

** Inciden

** UF-FC O

** Major G






** Operati

** Phospha

11/13/2011

Account	Amount	Account	Amount	Account	Amount
1001	1000	1002	1000	1003	1000
1004	1000	1005	1000	1006	1000
1007	1000	1008	1000	1009	1000
1010	1000	1011	1000	1012	1000
1013	1000	1014	1000	1015	1000
1016	1000	1017	1000	1018	1000
1019	1000	1020	1000	1021	1000
1022	1000	1023	1000	1024	1000
1025	1000	1026	1000	1027	1000
1028	1000	1029	1000	1030	1000
1031	1000	1032	1000	1033	1000
1034	1000	1035	1000	1036	1000
1037	1000	1038	1000	1039	1000
1040	1000	1041	1000	1042	1000
1043	1000	1044	1000	1045	1000
1046	1000	1047	1000	1048	1000
1049	1000	1050	1000	1051	1000
1052	1000	1053	1000	1054	1000
1055	1000	1056	1000	1057	1000
1058	1000	1059	1000	1060	1000
1061	1000	1062	1000	1063	1000
1064	1000	1065	1000	1066	1000
1067	1000	1068	1000	1069	1000
1070	1000	1071	1000	1072	1000
1073	1000	1074	1000	1075	1000
1076	1000	1077	1000	1078	1000
1079	1000	1080	1000	1081	1000
1082	1000	1083	1000	1084	1000
1085	1000	1086	1000	1087	1000
1088	1000	1089	1000	1090	1000
1091	1000	1092	1000	1093	1000
1094	1000	1095	1000	1096	1000
1097	1000	1098	1000	1099	1000
1100	1000	1101	1000	1102	1000
1103	1000	1104	1000	1105	1000
1106	1000	1107	1000	1108	1000
1109	1000	1110	1000	1111	1000
1112	1000	1113	1000	1114	1000
1115	1000	1116	1000	1117	1000
1118	1000	1119	1000	1120	1000
1121	1000	1122	1000	1123	1000
1124	1000	1125	1000	1126	1000
1127	1000	1128	1000	1129	1000
1130	1000	1131	1000	1132	1000
1133	1000	1134	1000	1135	1000
1136	1000	1137	1000	1138	1000
1139	1000	1140	1000	1141	1000
1142	1000	1143	1000	1144	1000
1145	1000	1146	1000	1147	1000
1148	1000	1149	1000	1150	1000
1151	1000	1152	1000	1153	1000
1154	1000	1155	1000	1156	1000
1157	1000	1158	1000	1159	1000
1160	1000	1161	1000	1162	1000
1163	1000	1164	1000	1165	1000
1166	1000	1167	1000	1168	1000
1169	1000	1170	1000	1171	1000
1172	1000	1173	1000	1174	1000
1175	1000	1176	1000	1177	1000
1178	1000	1179	1000	1180	1000
1181	1000	1182	1000	1183	1000
1184	1000	1185	1000	1186	1000
1187	1000	1188	1000	1189	1000
1190	1000	1191	1000	1192	1000
1193	1000	1194	1000	1195	1000
1196	1000	1197	1000	1198	1000
1199	1000				

A
Ap
C
Ic
G
Tot
*
G/A
I
R
C
S
H
A
S
Tot
*



State University System
Educational and General
2003-2004 Final Amendment Package

Proc
Comments

ti:

on

1

nc

st
reases

20
aff Pay Incre

In
03-04 ases

ti
creases

ivity

ue

nh

Funds

St
ancement Trus

St
n Fed Grnt TF Funds

F
Incidental

Il
Grant TF

er
idental TF

y

nc

st
ases

2003
f Pay Increas

Incr-04 es

ivi
eases

L
City

nter

Je F

oth
unds

han
er Fees TF

ce
ment Trust

Funds

Amendment
Number

Unal Located

Unallocated

UFAS

UF-HSC

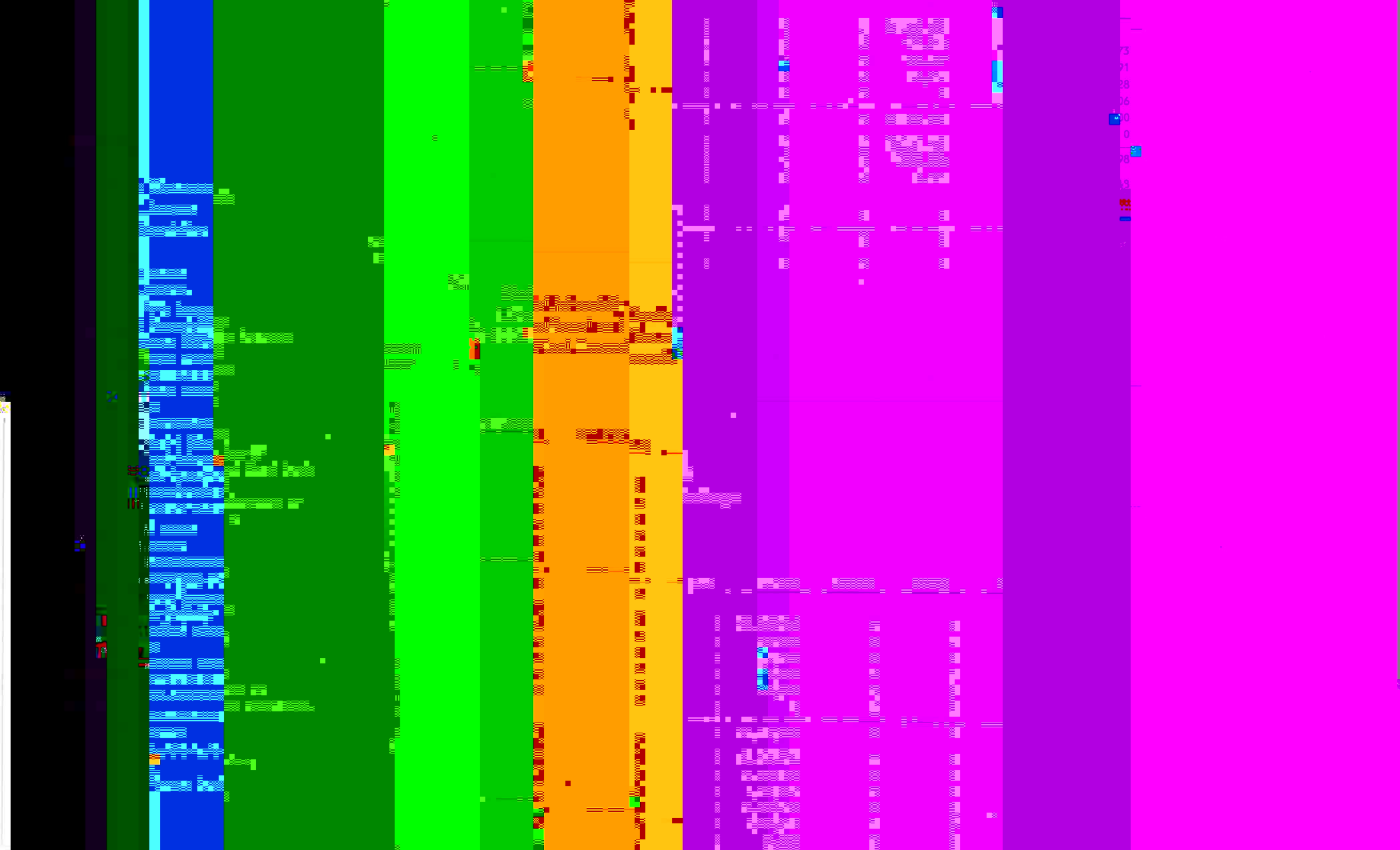
USF-HSC

FSU-MS

DCU

0	0	0	121,880,293	0	0	0	0
2	0	0	1,120,796	0	0	0	0
3	0	0	25,461	0	0	0	0
4	0	0	1,020,752	0	0	0	0
5	0	0	891,793	0	0	0	0
6	0	0	0	0	0	0	0
	0	0	124,943,095	0	0	0	0
	0	0	109,744,996	0	0	0	0
	0	0	5,087,910	0	0	0	0
	0	0	3,427,779	0	0	0	0
	0	0	1,088,005	0	0	0	0
	0	0	4,297,005	0	0	0	0
	0	0	1,295,000	0	0	0	0
0	0	0	0	0	57,885,334	0	0
2	0	0	0	0	338,539	0	0
3	0	0	0	0	17,041	0	0
4	0	0	0	0	454,621	0	0
5	0	0	0	0	323,705	0	0
6	0	0	0	0	0	0	0
	0	0	0	0	59,018,240	0	0
	0	0	0	0	46,831,257	0	0
	0	0	0	0	9,585,444	0	0
	0	0	0	0	2,601,539	0	0

10



A
Ap
B
Lo
*
B
Lo
*
1-4
I
Cota
*
1/S
*
I
*
ta
I
Ur
is
I
*
ta
T

	1990	1991	1992
A	100	100	100
Ap	100	100	100
B	100	100	100
Lo	100	100	100
* B	100	100	100
Lo	100	100	100
* 1-4	100	100	100
I	100	100	100
Cota	100	100	100
* 1/S	100	100	100
* I	100	100	100
* ta	100	100	100
I	100	100	100
Ur	100	100	100
is	100	100	100
I	100	100	100
* ta	100	100	100
T	100	100	100

All
 App
 Cha
 Tot
 *
 Ir
 Tot
 *
 Ris
 IrW
 Cas
 Total
 * To
 Fin.A
 Ini
 Total
 * To

am C
 Ca
 Des
 cant
 loc
 ession
 TF
 opr
 -C
 age
 Func
 al R
 tude
 ion
 gif
 & I
 loci
 gran
 Func
 al R
 ent
 loc
 nsur
 anag
 Func
 al R
 ate R
 s.-Sci
 Locat
 t.Pmt
 Fund
 l Rev

Table with multiple columns and rows, containing various data points and some graphical elements like a dashed line.

Table with multiple columns and rows, containing various data points and some graphical elements like a solid line.

Table with multiple columns and rows, containing various data points and some graphical elements like a solid line.

Program

Initiation

Adm

High

Facilities

Improvement

Capital

General

All

Capital

General

Operating

Expenditures

Operating

Expenditures

Operating

Expenditures

Operating

Expenditures

Operating

Expenditures

Operating

Expenditures

Technical assistance
Facilities Trust
does not reflect
enhancement

State
Education

2004 F

Unallocated

0

0

0

0

0

0

0