



## FOREWORD

The financial statements for the fiscal year ended June 30, 2006 for the State Universities of Florida are included in this report and are reported according to generally accepted accounting principles applicable to public colleges and universities as prescribed by the Governmental Accounting Standard Board's (GASB) statements. The Universities also adhere to the recommendations of the National Association of College and University Business Officers (NACUBO). The Universities are component units of the State of Florida for financial reporting purposes. The financial balances and activities included in these financial statements are, therefore, also included in the State's comprehensive annual financial report available at [www.state.fl.us/audgen/pages/subjects/university.htm](http://www.state.fl.us/audgen/pages/subjects/university.htm). In addition, as required

, the latest audited financial statements of the State Universities of Florida component units are included in the Statement of Net Assets and the Statements of Revenues, Expenses, and Changes in Net Assets. The accompanying Summary of Significant Accounting Policies and Notes form an integral part of the financial statements. While these statements are unaudited, the Florida Auditor General's staff is currently completing an individual audit of each university's financial statements.

Questions concerning this report should be directed to Chris Kinsley, Director of Finance and Facilities, Florida Board of Governors, State University System of Florida at (850) 245-9607 or [chris.kinsley@flbog.org](mailto:chris.kinsley@flbog.org). or Kristie Harris, Senior Budget Analyst, Office of Budgeting and Fiscal Policy, Florida Board of Governors, State University System of Florida at (850) 245-9757 or [kristie.harris@flbog.org](mailto:kristie.harris@flbog.org).

STATE UNIVERSITIES OF FLORIDA  
NOTES TO THE FINANCIAL STATEMENTS  
FOR FISCAL YEAR ENDED JUNE 30, 2006

---

COMBINED STATEMENTS

STATE UNIVERSITIES OF FLORIDA  
 NOTES TO THE FINANCIAL STATEMENTS  
 FOR FISCAL YEAR ENDED JUNE 30, 2006

---

<b>6. POSTEMPLOYMENT BENEFITS</b> .....	<b>22</b>
<b>7. CONSTRUCTION COMMITMENTS</b> .....	<b>23</b>
<b>8. LITIGATION</b> .....	<b>28</b>
<b>9. LONG-TERM LIABILITIES</b> .....	<b>28</b>
Bonded Debt .....	30
Installment Purchase Contracts and Capital Leases.....	35
Compensated Absences Payable.....	37
Loans and Notes Payable.....	37
<b>10. OPERATING LEASES</b> .....	<b>38</b>
<b>11. FUNCTIONAL DISTRIBUTION OF EXPENSES</b> .....	<b>39</b>
<b>12. RISK MANAGEMENT PROGRAMS</b> .....	<b>39</b>
State Self-Insurance Funds.....	39
University Self-Insurance Programs.....	40
<b>13. SEGMENT INFORMATION</b> .....	<b>42</b>
<b>14. PRIOR PERIOD ADJUSTMENTS-COMPONENT UNITS</b> .....	<b>47</b>
<b>STATEMENTS BY UNIVERSITY</b>	
<b>STATEMENT OF NET ASSETS</b> .....	<b>48</b>
University Only .....	48
Component Units Only .....	52
University & Component Units Combined.....	56
<b>STATEMENT OF REVENUES, EXPENSES, AND CHANGES IN NET ASSETS</b> .....	<b>60</b>
University Only .....	60
Component Units Only .....	61
University & Component Units Combined.....	62
<b>STATEMENT OF CASH FLOWS</b> .....	<b>63</b>
University Only .....	63

**STATE UNIVERSITIES OF FLORIDA AND COMPONENT UNITS  
STATEMENT OF NET ASSETS  
FOR FISCAL YEAR ENDED JUNE 30, 2006**

	UNIVERSITIES	COMPONENT UNITS	MEMO TOTAL
	\$	\$	\$
ASSETS:			
A0XX CURRENT ASSETS:			
A010 CASH AND CASH EQUIVALENTS			
A011 Cash on Hand	3,077,521	15,620,439	18,697,960
A012 Cash in Bank	20,203,804	484,212,236	504,416,040
A014 Cash in the State Treasury	213,000	0	213,000
A015 Unexpended General Revenue Releases	0	0	0
A102 Cash in Bank - Restricted	3,108,913	0	3,108,913
A103 Cash in State Board of Administration - Restricted	26,935	0	26,935
A019 TOTAL CASH AND CASH EQUIVALENTS	26,630,173	499,832,675	526,462,848
A020 INVESTMENTS			
A021 Investments with State Treasury	301,395,136	0	301,395,136
A022 Special Investments with State Treasury	1,149,999,138	47	

**STATE UNIVERSITIES OF FLORIDA AND COMPONENT UNITS  
STATEMENT OF NET ASSETS  
FOR FISCAL YEAR ENDED JUNE 30, 2006**


	UNIVERSITIES	COMPONENT UNITS	MEMO TOTAL
	\$	\$	\$
A050 INVENTORIES			
A051 Supply Inventory	5,690,300	1,262,392	6,952,692
A052 Goods Purchased for Resale	6,705,092	1,232,181	7,937,273
A059 TOTAL INVENTORIES	<u>12,395,392</u>	<u>2,494,573</u>	<u>14,889,965</u>
A060 LOANS AND NOTES RECEIVABLE			
A061 Loans and Notes Receivable	15,848,562	5,431,814	21,280,376
A062 Allowance for Uncollectibles	(3,317,752)	0	(3,317,752)
A069 NET LOANS AND NOTES RECEIVABLE	<u>12,530,810</u>	<u>5,431,814</u>	<u>17,962,624</u>
A070 OTHER CURRENT ASSETS			
A071 Deferred Charges and Other Assets	2,937,178	62,435,184	65,372,362
A072 Deposits	500,000	286	500,286
A079 TOTAL OTHER CURRENT ASSETS	<u>3,437,178</u>	<u>62,435,470</u>	<u>65,872,648</u>
<b>A099 TOTAL CURRENT ASSETS</b>	<b><u>2,723,085,982</u></b>	<b><u>2,046,371,948</u></b>	<b><u>4,769,457,930</u></b>
A1XX NON-CURRENT ASSETS:			
A100 RESTRICTED CASH AND CASH EQUIVALENTS			
A101 Cash on Hand - Restricted	3,876,624	0	3,876,624
A102 Cash in Bank - Restricted	28,606,368	35,357,794	63,964,162
A103 Cash with State Board of Administration - Restricted	114,341	0	114,341
A104 Cash in the State Treasury - Restricted	0	0	0
A105 Unexpended General Revenue Releases - Restricted	0	0	0
A109 TOTAL RESTRICTED CASH AND CASH EQUIVALENTS	<u>32,597,333</u>	<u>35,357,794</u>	<u>67,955,127</u>
A110 RESTRICTED INVESTMENTS			
A111 Investments with State Treasury - Restricted	15,187,019	0	15,187,019
A112 Special Investments with State Treasury - Restricted	175,298,877	679,905	175,978,782
A113 Investments with SBA - Restricted	75,077,079	72,115,763	147,192,842
A114 Other Investments - Restricted	41,086,205	2,735,905,370	2,776,991,575
A118 Adjustment to Fair Market Value	(2,997,124)	0	(2,997,124)
A119 TOTAL RESTRICTED INVESTMENTS	<u>303,652,056</u>	<u>2,808,701,038</u>	<u>3,112,353,094</u>
A120 LOANS AND NOTES RECEIVABLE			

**STATE UNIVERSITIES OF FLORIDA AND COMPONENT UNITS  
STATEMENT OF NET ASSETS  
FOR FISCAL YEAR ENDED JUNE 30, 2006**

	<b>UNIVERSITIES</b>	<b>COMPONENT UNITS</b>	<b>MEMO TOTAL</b>
	\$	\$	\$
A121 Loans and Notes Receivable	73,877,429	41,452,234	115,329,663
A122 Allowance for Uncollectibles	(5,807,203)	(6,125,835)	(11,933,038)
<b>A129 TOTAL LOANS AND NOTES RECEIVABLE</b>	<b>68,070,226</b>	<b>35,326,399</b>	<b>103,396,625</b>
<b>A130 OTHER NON-CURRENT ASSETS</b>			
A131 Deferred Charges and Other Assets	12,089,391	216,635,405	228,724,796
A132 Net Investment in Direct Financing Leases	0	23,850,000	23,850,000
Due from University	0	0	0
<b>A139 TOTAL OTHER NON-CURRENT ASSETS</b>	<b>12,089,391</b>	<b>240,485,405</b>	<b>252,574,796</b>
<b>A2XX CAPITAL ASSETS:</b>			
<b>A210 DEPRECIABLE CAPITAL ASSETS</b>			
A211 Buildings	5,231,542,161	1,045,697,385	6,277,239,546
A212 Infrastructure and Other Improvements	407,069,807	4,251,421	411,321,228
A213 Furniture and Equipment	1,609,853,171	639,570,442	2,249,423,613
A214 Library Resources	693,167,869	926,776	694,094,645
A215 Property under Capital Lease/Leasehold Improvements	62,989,854	214,487,966	277,477,820
A216 Works of Art & Historical Treasures - Depreciable	1,539,825	0	1,539,825
A217 Other Fixed Assets	118,215,555	9,035,662	127,251,217
A218 Accumulated Depreciation	(3,334,187,777)	(875,243,357)	(4,209,431,134)
<b>A219 TOTAL DEPRECIABLE CAPITAL ASSETS</b>	<b>4,790,190,465</b>	<b>1,038,726,295</b>	<b>5,828,916,760</b>
<b>A220 NON-DEPRECIABLE CAPITAL ASSETS</b>			
A221 Land	168,169,490	123,080,962	291,250,452
A222 Construction Work in Progress	491,340,224	180,548,612	671,888,836
A223 Works of Art & Historical Treasures - Non-Depreciation	86,377,355	30,576,355	116,953,710
<b>A229 TOTAL NON-DEPRECIABLE CAPITAL ASSETS</b>	<b>745,887,069</b>	<b>334,205,929</b>	<b>1,080,092,998</b>
<b>A297 TOTAL NON-CURRENT ASSETS</b>	<b>5,952,486,540</b>	<b>4,492,802,860</b>	<b>10,445,289,400</b>
<b>A299 TOTAL ASSETS</b>	<b>8,675,572,522</b>	<b>6,539,174,808</b>	<b>15,214,747,330</b>

LIABILITIES:

**STATE UNIVERSITIES OF FLORIDA AND COMPONENT UNITS  
STATEMENT OF NET ASSETS**





**STATE UNIVERSITIES OF FLORIDA AND COMPONENT UNITS  
STATEMENT OF NET ASSETS  
FOR FISCAL YEAR ENDED JUNE 30, 2006**

	UNIVERSITIES	COMPONENT UNITS	MEMO TOTAL
	\$	\$	\$
A411 ADVANCES FROM OTHER FUNDS	0	0	0
A430 NON-CURRENT LIABILITIES			
A431 Bonds and Revenue Certificates Payable	911,257,862	1,244,605,148	2,155,863,010
A432 Loans and Notes Payable	5,000,000	67,672,391	72,672,391
A433 Installment Purchase Notes Payable	3,193,388	0	3,193,388
A434 Capital Leases	31,940,127	31,013,484	62,953,611
A435 Accrued Self-Insurance Claims	79,137,930	0	79,137,930
A436 Compensated Absences Liability	326,894,622	21,282,206	348,176,828
A437 Other Non-Current Liabilities	0	134,380,625	134,380,625
A439 TOTAL NON-CURRENT LIABILITIES	<u>1,357,423,929</u>	<u>1,498,953,854</u>	2,856,377,783
<b>A498 TOTAL NON-CURRENT LIABILITIES</b>	<b><u>1,357,423,929</u></b>	<b><u>1,498,953,854</u></b>	<b>2,856,377,783</b>
<b>A499 TOTAL LIABILITIES</b>	<b><u>2,265,111,588</u></b>	<b><u>2,176,572,790</u></b>	<b>4,441,684,378</b>
A5XX NET ASSETS:			
A510 INVESTED IN CAPITAL ASSETS, NET OF RELATED DEBT	4,654,804,795	242,714,354	4,897,519,149
RESTRICTED:			
NONEXPENDABLE:			
A521 ENDOWMENT	0	2,137,716,987	2,137,716,987
EXPENDABLE:			
A522 DEBT SERVICE	18,813,144	855,159	19,668,303
A523 LOANS	139,821,686	0	139,821,686
A524 CAPITAL PROJECTS	415,445,305	22,940,249	438,385,554
A525 OTHER RESTRICTED NET ASSETS	437,464,008	773,374,921	1,210,838,929
A530 UNRESTRICTED	744,111,996	1,185,000,348	1,929,112,344
<b>A599 TOTAL NET ASSETS</b>	<b>6,410,460,934</b>	<b>4,362,602,018</b>	<b>10,773,062,952</b>

**STATE UNIVERSITIES OF FLORIDA AND COMPONENT UNITS  
STATEMENT OF REVENUES, EXPENSES, AND CHANGES IN NET ASSETS  
FOR FISCAL YEAR ENDED JUNE 30, 2006**

	UNIVERSITIES	COMPONENT UNITS	MEMO TOTAL
	\$	\$	\$
B100 OPERATING REVENUES			
B105 Student Tuition & Fees	1,218,628,523	0	1,218,628,523
B106 Less: Tuition Scholarship Allowances	(409,655,834)	0	(409,655,834)
B107 Net Student Tuition & Fees	808,972,690	0	808,972,690
B110 Federal Grants and Contracts	759,543,597	467,135	760,010,732
B115 State and Local Grants and Contracts	162,492,124	357,213	162,849,337
B120 Nongovernmental Grants and Contracts	509,278,410	50,253,141	559,531,551
B125 Sales & Services of Educational Department	59,050,565	0	59,050,565
B130 Sales and Services of Auxiliary Enterprise	469,852,776	0	469,852,776
B131 Sales and Services of Component Units	0	270,146,164	270,146,164
B132 Hospital Revenues	0	1,784,210,006	1,784,210,006
B133 Royalties and Licensing Fees	0	74,639,719	74,639,719
B134 Gifts and Donations	0	296,142,009	296,142,009





**STATE UNIVERSITIES OF FLORIDA  
STATEMENT OF CASH FLOWS  
FOR FISCAL YEAR ENDED JUNE 30, 2006**

**UNIVERSITIES**


\$

C100 CASH FLOWS FROM OPERATING ACTIVITIES

C101 Tuition and Fees

C102 Grants & Contracts

800,110,287



**STATE UNIVERSITIES OF FLORIDA  
STATEMENT OF CASH FLOWS  
FOR FISCAL YEAR ENDED JUNE 30, 2006**

	<b>UNIVERSITIES</b>
	<b>\$</b>
<b>C399 NET CASH FLOWS FROM CAPITAL AND RELATED FINANCING ACTIVITIES</b>	<b>(304,191,869)</b>
C400 CASH FLOWS FROM INVESTING ACTIVITIES	
C401 Net Change in Investments	(1,792,440,317)
C402 Investment Income	68,295,711
C403 Sale of Investments	1,610,027,438
<b>C499 NET CASH FLOWS FROM INVESTING ACTIVITIES</b>	<b>(114,117,168)</b>
<b>C500 NET CHANGE IN CASH</b>	<b>25,640,045</b>
<b>C600 CASH - BEGINNING OF THE YEAR</b>	<b>33,587,464</b>
<b>C700 CASH - END OF THE YEAR</b>	<b>59,227,509</b>
RECONCILIATION OF OPERATING CASH FLOWS TO OPERATING INCOME:	
D100 Operating expense over revenue	(2,571,063,876)
D200 Depreciation Expense	327,805,803
D300 Change in Assets & Liabilities	
D301 Accounts Receivable	(12,082,618)
D302 Contracts & Grants Receivable	67,912,149
D303 Interest Receivable	(25,756)
D304 Inventories	(362,784)
D305 Loans & Notes Receivable	(942,385)
D306 Deferred Charges and Other Assets	(1,303,875)
D307 Accounts Payable	(1,431,864)
D308 Accrued Salaries and Wages	13,194,602
D309 Accrued Insurance Claims	12,632,274
D310 Deposits Payable	(1,867,822)
D311 Compensated Absences Liability	30,250,982
D313 Deferred Revenues	12,483,262
D314 Other Liabilities	(638,948)
<b>D400 NET CASH PROVIDED FROM OPERATIONS</b>	<b>(2,125,440,856)</b>

**Continued**



STATE UNIVERSITIES OF FLORIDA  
NOTES TO THE FINANCIAL STATEMENTS  
FOR FISCAL YEAR ENDED JUNE 30, 2006

---

1. SIGNIFICANT ACCOUNTING POLICIES, (cont'd)

**Blended Component Units**

Based on the application of the criteria for determining component units, the University of Florida Healthcare Education Insurance Company (UFHEIC) and the University of South Florida Healthcare Education Insurance Company (USFHEIC) are included within the reporting entity as blended component units. The UFHEIC and USFHEIC were created on September 1, 1994, as self insurance mechanisms created pursuant to Section 1004.24, Florida Statutes. Although legally separate from the State Board of Education, the companies are reported as if they are part of the primary government, because all shares of stock are owned by the State Board of Education and the companies' sole purpose is to assist in providing liability protection for the State Board of Education, and affiliated individuals and entities.

**Discretely Presented Component Units**

Based on the application of the criteria for determining component units, the following organizations are included within the Universities' reporting entity as discretely presented component units. The Universities further categorize its identified component units as Direct Support Organizations, Faculty Practice Plans, and Others. Additional information on the Universities component units, including copies of audit reports, is available by contacting each University's Controller Office.

**Direct Support Organizations**

The Universities' "direct support organizations," as provided for in Section 1004.28, Florida Statutes are considered component units of the Universities and therefore the latest audited statements of these organizations are included in the financial statements of the Universities by discrete presentation. These are separate, not-for-profit corporations organized and operated exclusively to assist the Universities to achieve excellence by providing supplemental resources from private gifts and bequests, and valuable education support services. The Statute authorizes these organizations to receive, hold, invest and administer property and to make expenditures to or for the benefit of the Universities. An annual post audit of each organization's financial statements is conducted by independent certified public accountants. The annual report is submitted to the Auditor General and each University's Board of Trustees for review. These not-for-profit corporations and their purposes are explained as follows:

**University of Florida**

- x University of Florida Foundation, Inc . solicits, collects, manages, and directs contributions to the various academic departments and programs of the University and assists the University in public relations, fund raising, and maintenance of alumni records.
- x University of Florida Research Foundation, Inc . promotes, encourages, and assists research activities of the University through income derived from or related to the development and commercialization of intellectual properties, which include inventions, discoveries, processes, and work products.
- x University Athletic Association, Inc . conducts various inter-collegiate athletic programs for and on behalf of the University.
- x Gator Boosters, Inc. supports athletic activities at the University.
- x University of Florida Law Center Association, Inc . supports the College of Law.
- x Florida Foundation Seed Producers, Inc. supplies Florida farmers and producers with crop seed and nursery stock. This organization stocks foundation seed of the best-known varieties acceptable to Florida climate and soils in adequate quantities and at reasonable prices.
- x Florida 4H Club Foundation, Inc . promotes the educational objectives of the Florida Cooperative Extension Service.
- x Florida Association of Basic Medical Scientists, Inc. promotes research and education in the basic medical sciences.
- x Southwest Florida Research and Education Foundation, Inc. provides research and educational support to the University of Florida Southwest Florida Research and Education Center.
- x Citrus Research and Education Foundation, Inc. expedites citrus production, propagates new plant materials and environmental impact research data, and provides research and education support to the University of Florida Citrus Research and Education Center at Lake Alfred.

STATE UNIVERSITIES OF FLORIDA  
NOTES TO THE FINANCIAL STATEMENTS  
FOR FISCAL YEAR ENDED JUNE 30, 2006

---

**1. SIGNIFICANT ACCOUNTING POLICIES, (cont'd)**

x Florida Leadership and Education Foundation, Inc. was formed to further agriculture and natural resource education and related activities, promote



STATE UNIVERSITIES OF FLORIDA  
NOTES TO THE FINANCIAL STATEMENTS  
FOR FISCAL YEAR ENDED JUNE 30, 2006

---

1. SIGNIFICANT ACCOUNTING POLICIES, (cont'd)

Florida Agricultural and Mechanical University

- x Florida Agricultural and Mechanical University Foundation, Inc. is constituted legally with a Board of Directors and an Executive Director authorized to win increasing private support to meet the critical needs of the University that are not met by public funds and assist the University in maintaining its "margin for excellence."
- x Florida Agricultural and Mechanical University General Alumni Association is constituted legally to provide funds to foster scholarships and enhance the image of the University through positive

STATE UNIVERSITIES OF FLORIDA  
NOTES TO THE FINANCIAL STATEMENTS  
FOR FISCAL YEAR ENDED JUNE 30, 2006

---

1. SIGNIFICANT ACCOUNTING POLICIES, (cont'd)

Florida Atlantic University

STATE UNIVERSITIES OF FLORIDA  
NOTES TO THE FINANCIAL STATEMENTS  
FOR FISCAL YEAR ENDED JUNE 30, 2006

---

1. SIGNIFICANT ACCOUNTING POLICIES, (cont'd)

Other Component Units

**STATE UNIVERSITIES OF FLORIDA  
NOTES TO THE FINANCIAL STATEMENTS  
FOR FISCAL YEAR ENDED JUNE 30, 2006**

---

**1. SIGNIFICANT ACCOUNTING POLICIES, (cont'd)**

for Public Colleges and Universities". This Statement includes public colleges and universities within the financial reporting guidelines of GASB Statement No. 34 "Basic Financial Statements and Management Discussion and Analysis for State and Local Governments." GASB Statement No. 35 allows public colleges and universities the option of reporting as a special-purpose government engaged in only business-type activities, engaged in only governmental activities, or engaged in both governmental and business-type activities. The State Universities elected to report as entities engaged in only business-type activities. This election requires the adoption of the accrual basis of accounting and entity-wide reporting including the following components:

- x Management's Discussion and Analysis (MD&A)
- x Basic Financial Statements:
  - o Statement of Net Assets
  - o Statement of Revenues, Expenses, and Changes in Net Assets
  - o Statement of Cash Flows
- x Notes to Financial Statements (includes Summary of Significant Accounting Policies)
- x Required Supplementary Information (RSI) other than MD&A

The Universities are component units of the State of (ncJJ) da8(u6or)-.4(t8(r f)5(t)-i.8( )2.ial repo)4.rg

**STATE UNIVERSITIES OF FLORIDA  
NOTES TO THE FINANCIAL STATEMENTS  
FOR FISCAL YEAR ENDED JUNE 30, 2006**

---

**1. SIGNIFICANT ACCOUNTING POLICIES, (cont'd)**

The Universities applied "The Alternate Method" as prescribed in NACUBO Advisory Report 2000-05 to determine the tuition scholarship allowances reported in the Statement

**STATE UNIVERSITIES OF FLORIDA  
NOTES TO THE FINANCIAL STATEMENTS  
FOR FISCAL YEAR ENDED JUNE 30, 2006**

---

**2. INVESTMENTS**

The Universities participate in investment pools through the State Treasury and the State Board of Administration in accordance with the provisions of Sections 17.61 and 215.49, Florida Statutes. These investment pools operate under investment guidelines established by Section 215.47, Florida Statutes. The Universities' investments in these pools are reported at market value.

Additionally as authorized by Section 1004.24(2), Florida Statutes, and specifically authorized by the former Board of Regents in 1995, the Universities have invested assets of the University of Florida and University of South Florida Self-Insurance Program outside the State Treasury. Local investments consist of instruments listed in Section 215.47, Florida Statutes, and are reported at market value. The Universities have also received donations of marketable securities. These securities are reported at market value. Investments set

STATE UNIVERSITIES OF FLORIDA  
NOTES TO THE FINANCIAL STATEMENTS  
FOR FISCAL YEAR ENDED JUNE 30, 2006

2. INVESTMENTS, (cont'd)

STATE UNIVERSITIES OF FLORIDA  
NOTES TO THE FINANCIAL STATEMENTS  
FOR FISCAL YEAR ENDED JUNE 30, 2006

---

#### 4. INVENTORIES

Inventories have been categorized into the following two types:

**Departmental Inventories** Those inventories maintained by departments and not available for resale. Departmental inventories are comprised of such items as classroom and laboratory supplies, teaching materials, and office supply items, which are consumed in the teaching/work process. These inventories are normally expensed when purchased and therefore are not reported on the Statement of Net Assets.

**Merchandise Inventories** Those inventories maintained which are available for resale to individuals and/or other University departments and are not expensed at the time of purchase. These inventories are reported on the Statement of Net Assets and are valued at cost using either the moving average method or the first-in, first-out method.

#### 5. STATE RETIREMENT PROGRAMS

**Florida Retirement System** Most employees working in regularly established positions of the Universities are covered by the Florida Retirement System, a State-administered cost-sharing multiple-employer public employee defined benefit retirement plan (Plan). Plan provisions are established by Chapters 121 and 122, Florida Statutes; Chapter 112, Part IV, Florida Statutes; Chapter 238, Florida Statutes, and Florida Retirement System Rules, Chapter 60S, Florida Administrative Code, wherein plan eligibility, contributions, and benefits are defined and described in detail. Participating employers include all State departments, counties, district school boards, and community colleges. Many municipalities and special districts have elected to be participating employers. Essentially, all regular employees of participating employers are eligible and must enroll as members of the Plan.

The Florida Legislature has reduced the vesting period from 10 to 6 years of service. Any member employed in a regularly established position on (as of) July 1, 2001 with a total of 6 or more years of creditable service will be considered vested. Former members who are not employed with a participating Plan employer on July 1, 2001, must return to covered employment for one year to become eligible for the six-year vesting provision. An exception to this one-year requirement applies to former members who are within one year of vesting under the pre-2001 vesting requirements. These members will only be required to work the lesser of one year or the amount of time it would have taken to vest in their class of membership prior to July 1, 2001. All members are eligible for normal retirement benefit eign((e)-7.38rs snistratiho are 2..1215706 Tc.0091 Tw[ afste 30)5.3(8 years of servic,( whihg )-7.5( years of crednt foThel



**STATE UNIVERSITIES OF FLORIDA  
NOTES TO THE FINANCIAL STATEMENTS  
FOR FISCAL YEAR ENDED JUNE 30, 2006**

**5. STATEMENT RETIREMENT PROGRAMS, (cont'd)**

The State of Florida establishes contribution rates for Plan members. During fiscal year 2005-2006, contribution rates were as follows:

Class or Plan	Percent of Gross Salary	
	Employee	Employer (A)
Florida Retirement System, Regular	0.00%	7.83%
Florida Retirement System, Senior Management	0.00%	10.45%
Florida Retirement System, Special Risk	0.00%	18.53%
Teacher's Retirement System, Plan E	6.25%	11.35%
Deferred Retirement Option Program	0.00%	9.33%
Florida Retirement System, Reemployed Retiree	(B)	(B)

Notes: (A) Employer rates include the post-employment health insurance supplement of 1.11% and .05% for administrative costs of the Public Employee Optional Retirement Program. (B) Contribution rates are dependent upon retirement class or plan in which reemployed.

The Universities' liability for participation in the Plan is limited to the payment of the required contribution at the rates and frequencies established by law on future payrolls of the University. The University's contributions made to the Plan for the fiscal years (last three years) ended June 30, 2004, June 30, 2005, and June 30, 2006 totaled \$71,755,988, \$71,838,670 and \$76,989,266, respectively, which were equal to the required contributions for each fiscal year.

**State University System Optional Retirement Program** Pursuant to Section 121.35, Florida Statutes, the Florida Legislature created an Optional Retirement Program (Program) for eligible University instructors and administrators. The Program is designed to aid Universities in recruiting employees by offering more portability to employees not expected to remain in the Florida Retirement System for six or more years. The Program is a defined contribution plan, which provides full and immediate vesting of all contributions submitted to the participating companies on behalf of the participant. Employees in eligible positions can make an irrevocable election to participate in the Program, rather than the Florida Retirement System, and purchase retirement and death benefits through contracts provided by certain insurance carriers. The employing University contributes on behalf of the participant 10.43 percent of the participant's salary. A small amount remains in the Optional Retirement Program Trust Fund for administrative costs. The remaining contribution is invested in the company or companies selected by the participant to create a fund for the purchase of annuities at retirement. The participant may contribute, by salary deduction, an amount not to exceed the percentage contributed by the University to the participant's annuity account.

There were 16,921 University participants during the 2005-2006 fiscal year. Required contributions made to the Optional Retirement Program in the 2005-2006 fiscal year totaled \$169,137,324, including \$56,625,841 from employee contributions.

**Public Employee Optional Retirement Program** Pursuant to Section 121.4501, Florida Statutes, the Florida Legislature created a Public Employee Optional Retirement Program (PEORP), also known as the Florida Retirement System (FRS) Investment Program. The PEORP is a defined contribution plan, sponsored by the State of Florida, available as an option to the FRS defined benefit plan, and is self-directed by the employee. University employees already participating in the State University System Optional Retirement Program or the DROP are not eligible to participate in this program. A retirement account is established for each employee who selects this option and an employer contribution is directed to the individual account. The employees have the responsibility of selecting how their funds are invested within the approved set of investment choices and may take their funds when they leave the Florida Retirement System. With each pay period, the University contributes a percentage (same as the FRS rate) of the participating employees' earnings to an annuity plan. Pension benefits are determined by the dollars in the account at the time of retirement.

There were 3,019 participants during the 2005-2006 fiscal year. Required contributions made to the PEORP totaled \$7,396,571.

STATE UNIVERSITIES OF FLORIDA  
NOTES TO THE FINANCIAL STATEMENTS  
FOR FISCAL YEAR ENDED JUNE 30, 2006

---

**5. STATEMENT RETIREMENT PROGRAMS, (cont'd)**

**Institute of Food and Agricultural Sciences Supplemental Retirement** In 1984, the Florida Legislature enacted the Institute of Food and Agricultural Sciences Supplemental Retirement Act to provide a supplement to the monthly retirement Benefit being paid under the Federal Civil Service Retirement System to retirees of the Institute of Food and Agricultural Sciences (IFAS) at the University of Florida. The supplement is designated for IFAS cooperative extension employees employed before July 1, 1983, who are not entitled to benefits from either a state-supported retirement system or social security, based on their service with IFAS. It was intended to compensate these employees for the difference between Civil Service benefits and the benefits a Florida Retirement System member receives, which include a social security benefit. No additional persons can become eligible for this supplement. Employee contributions were \$470,406 and employer contributions were \$1,784,645. For fiscal year 2005-2006, the University's covered payroll was \$5,292,716 and there were 83 employees covered.

**Other Retirement Programs** Other retirement programs include the Florida Teacher's Retirement System and the U.S. Civil Service Retirement System. Nineteen employees were covered by the Florida Teacher's Retirement System during fiscal year 2005-2006. Employer contributions were \$176,343, and employee contributions were \$66,118. Fifteen employees were covered by the U.S. Civil Service Retirement System during fiscal year 2005-2006. Employer contributions were \$77,605, and employee contributions were \$77,605.

To assist retirees of all State-administered retirement systems in paying health insurance costs, the Florida Legislature established the Retiree Health Insurance Subsidy (HIS). During the 2005-2006 fiscal year, the HIS program was funded by required contributions consisting of (rate) assessed against the payroll for all active employees covered in State-administered retirement systems. This assessment is included in the Florida Retirement System contribution rates

Eligible retirees, spouses, or financial dependents under any State-administered retirement system must provide proof of health insurance coverage which can include Medicare. During the 2005-2006 fiscal year, participants received an extra \$5 per month for each year of creditable service completed at the time of retirement; however, no eligible retiree or beneficiary may receive a subsidy payment of more than \$150 or less than \$30. If contributions fail to provide full subsidy benefits to all participants, the subsidy payments may be reduced or canceled.

**6. POSTEMPLOYMENT BENEFITS**

Pursuant to Section 112.363, Florida Statutes, the Florida Legislature established the Retiree Health Insurance Subsidy (HIS) to assist retirees of all State-administered retirement systems in paying health insurance costs. During the 2005-06 fiscal year, the HIS program was funded by required contributions consisting of 1.11% assessed against the payroll for all active employees covered in State-administered retirement systems. This assessment is included in the Florida Retirement System contribution rates.

Eligible retirees, spouses, or financial dependents under any State-administered retirement system must provide proof of health insurance coverage, which can include Medicare. During the 2005-06 fiscal year, participants received an extra \$5 per month for each year of creditable service completed at the time of retirement; however, no eligible retiree or beneficiary may receive a subsidy payment of more than \$150 or less than \$30. If contributions fail to provide full subsidy benefits to all participants, the subsidy payments may be reduced or canceled.

STATE UNIVERSITIES OF FLORIDA  
NOTES TO THE FINANCIAL STATEMENTS  
FOR FISCAL YEAR ENDED JUNE 30, 2006

---

7. CONSTRUCTION COMMITMENTS

STATE UNIVERSITIES OF FLORIDA  
NOTES TO THE FINANCIAL STATEMENTS  
FOR FISCAL YEAR ENDED JUNE 30, 2006

7. CONSTRUCTION COMMITMENTS, (cont'd)

Project Name	Current Commitment	Total Expenses	Commitment Balance
<b>University of Florida:</b>			
Projects Under \$1,000,000	31,395,696	31,395,696	0
Accounts Payable at June 30, 2006	0	(12,411,336)	12,411,336
<b>Total</b>	<b>310,109,863</b>	<b>82,467,495</b>	<b>227,642,368</b>
<b>Florida State University:</b>			
Master Plan Update, 2005	383,036	0	383,036
Parking Garage #2	312,578	0	312,578
Building Envelope Improvements	2,846,375	413,997	2,432,378
Psychology Center	34,553,402	20,761,116	13,792,286
Center for Advanced Power System Laboratory	70,000	0	70,000
Land Acquisition	4,536,311		4,536,311
DeGraff Hall	36,295,794	13,833,125	22,462,669
Basic Science Complex	564,724	0	564,724
Maint/Repairs/Renovations/Remodeling	2,975,619	366,264	2,609,355
Barron Administration Building Remodeling, Panama City Campus	500,000	0	500,000
Satellite Chilled Water Plant II	8,661,405	295,548	8,365,857
Utilities/Infrastructure/Capital Renewal/Roofs	812,469	728,918	83,551
Human Performance Lab & Track Facility	5,453,944	158	5,453,786
Wildwood Halls	36,915,498	21,377,571	15,537,927
Chemistry Building	36,566,781	14,131,883	22,434,898
Communications Lab	1,352,307	0	1,352,307
Life Sciences Teaching & Research	42,898,681	4,575,527	38,323,154
Marine Science Research & Training	10,750,000	939,380	9,810,620
Landis Hall Remodeling	689,816	0	689,816
2003-04 Maintenance & Repairs	855,055	221,644	633,411
Parking Garage #3	942,438	0	942,438
Parking Garage #4	12,779,658	7,234,728	5,544,930
Call Street Improvements	984,380	102,031	882,349

STATE UNIVERSITIES OF FLORIDA  
 NOTES TO THE FINANCIAL STATEMENTS  
 FOR FISCAL YEAR ENDED JUNE 30, 2006

7. CONSTRUCTION COMMITMENTS, (cont'd)

Project Name	Current Commitment	Total Expenses	Commitment Balance
New Classroom Building	22,624,395	12,781,846	9,842,549
Student Affairs Facility	12,881,929	0	12,881,929
Carothers Hall Renovations	620,000	226,941	393,059
Asolo Theatre/Visitor Services Center	230,714	0	230,714
Asola Conservatory Capital Renewal	1,000,000	0	1,000,000
2005-06 Maintenance/Repairs/Renovations/Remodeling	5,13,619		.95999

53.04

re16.99

STATE UNIVERSITIES OF FLORIDA  
 NOTES TO THE FINANCIAL STATEMENTS  
 FOR FISCAL YEAR ENDED JUNE 30, 2006

---

7. CONSTRUCTION COMMITMENTS, (cont'd)

Project Name	Current Commitment	Total Expenses	Commitment Balance
Polk Technology Center	11,860,540	7,238,086	4,622,454
Aging and Brain Repair	6,888,317	1,389,370	5,498,947
Joint Military Facilities	8,074,412	100,000	7,974,412
Nursing/Healthcare and Education Center	51,835,548	25,562,110	26,273,438
Infrastructure	25,544,381	5,707,376	19,837,005
Minor Projects	4,631,444	3,465,713	1,165,731
Parking Garage III	13,000,000	9,009,294	3,990,706
Marshall Center Remodeling	14,573,429	451,850	14,121,579
FMHI Central Plant	4,510,000	2,394,838	2,115,162
<b>Total</b>	<b>164,295,837</b>	<b>68,167,482</b>	<b>96,128,355</b>

STATE UNIVERSITIES OF FLORIDA  
 NOTES TO THE FINANCIAL STATEMENTS  
 FOR FISCAL YEAR ENDED JUNE 30, 2006

7. CONSTRUCTION COMMITMENTS, (cont'd)

Project Name	Current Commitment	Total Expenses	Commitment Balance
Utilities Infrastructure	3,638,707	169,312	3,469,395
<b>Total</b>	<b>11,082,457</b>	<b>1,257,495</b>	<b>9,824,962</b>
<b>Florida International University:</b>			
Law School Building	32,677,182	27,838,961	4,838,221
Social Science - International Studies	18,466,710	24,061	18,442,649
Graduate School of Business - Office/Classroom	24,155,473	3,798,713	20,356,760
Lakeview Housing	42,006,776	34,613,415	7,393,361
Art Museum	13,892,437	10,506,199	3,386,238
Wolfe University Center Expansion	5,327,872	1,291,241	4,036,631
Molecular Biology	17,556,243	0	17,556,243
<b>Total</b>	<b>154,082,693</b>	<b>78,072,590</b>	<b>76,010,103</b>

**STATE UNIVERSITIES OF FLORIDA  
NOTES TO THE FINANCIAL STATEMENTS  
FOR FISCAL YEAR ENDED JUNE 30, 2006**

**8. LITIGATION**

The Universities are involved in several pending and threatened legal actions. The range of potential loss from all such claims and actions, as estimated by the Universities' attorneys and management, should not materially affect the financial condition of the Universities.

**9. LONG-TERM LIABILITIES**

Long-term liabilities of the Universities include bonds, notes, leases, compensated absence, claims, and judgments. A summary of the University's long-term liability activity for the fiscal year ended June 30 was as follows:

DESCRIPTION	TOTAL	UF	FSU	FAMU	UCF	USF	NC	FAU	UWF	FIU	UNF	FGCU
<b>BEGINNING BALANCE:</b>	\$	\$	\$	\$	\$	\$	\$	\$	\$	\$	\$	\$
<b><u>Bonds, Notes and Leases</u></b>												
Bonds Payable/Revenue Certificates	982,136,548	117,290,859	134,416,387	25,226,347	159,355,506	199,374,520	4,122,440	87,321,053	38,161,103	143,024,407	10,091,456	63,752,470
Loans and Notes Payable	1,851,789	0	1,509,962	0	341,827	0	0	0	0	0	0	0
Installment Purchases Payable	6,792,567	266,100	2,988,861	314,236	1,056,534	2,166,836	0	0	0	0	0	0
Capital Leases Payable	38,631,816	3,861,410	0	0	0	13,200,000	0	11,395,000	2,973,667	4,854,171	858,496	1,489,072
<b>Total Bonds, Notes and Leases</b>	<b>1,029,412,720</b>	<b>121,418,369</b>	<b>138,915,210</b>	<b>25,540,583</b>	<b>160,753,867</b>	<b>214,741,356</b>	<b>4,122,440</b>	<b>98,716,053</b>	<b>41,134,770</b>	<b>147,878,578</b>	<b>10,949,952</b>	<b>65,241,542</b>
<b><u>Other Liabilities</u></b>												
Compensated Absences	322,296,589	129,285,894	41,009,594	16,509,541	23,550,637	46,062,002	1,248,990	17,650,481	8,554,322	25,532,941	8,346,670	4,545,517
Liability for Self Insurance Claims	77,613,744	65,202,520	0	0	0	12,411,224	0	0	0	0	0	0
Unearned Revenue	68,006,030	0	0	0	0	0	0	0	0	54,548,268	0	13,457,762
Other	1,327,538	0	266,460	19,821	0	0	0	0	611,275	0	0	429,982
<b>Total Other Liabilities</b>	<b>469,243,901</b>	<b>194,488,414</b>	<b>41,276,054</b>	<b>16,529,362</b>	<b>23,550,637</b>	<b>58,473,226</b>	<b>1,248,990</b>	<b>17,650,481</b>	<b>9,165,597</b>	<b>80,081,209</b>	<b>8,346,670</b>	<b>18,433,261</b>
<b>Total</b>	<b>1,498,656,621</b>	<b>315,906,783</b>	<b>180,191,264</b>	<b>42,069,945</b>	<b>184,304,504</b>	<b>273,214,582</b>	<b>5,371,430</b>	<b>116,366,534</b>	<b>50,300,367</b>	<b>227,959,787</b>	<b>19,296,622</b>	<b>83,674,803</b>
<b>ADDITIONS</b>												
<b><u>Bonds, Notes and Leases</u></b>												
Bonds Payable/Revenue Certificates	217,786,155	8,757,135	115,056,454	2,874,154	17,053,273	9,807,946	30,035,833	7,147,923	22,436,191	2,117,231	0	2,500,015
Loans and Notes Payable	0	0	0	0	0	0	0	0	0	0	0	0
Installment Purchases Payable	4,681,248	2,722,872	459,376	0	1,499,000	0	0	0	0	0	0	0
Capital Leases Payable	2,812,175	0	0	0	0	0	0	2,125,667	211,245	475,263	0	0



STATE UNIVERSITIES OF FLORIDA  
 NOTES TO THE FINANCIAL STATEMENTS  
 FOR FISCAL YEAR ENDED JUNE 30, 2006

---

9. LONG-TERM LIABILITIES, (cont'd)

DESCRIPTION	TOTAL	UF	FSU	FAMU	UCF	USF	NC	FAU	UWF	FIU	UNF	FGCU
<u>Other Liabilities</u>												
Compensated Absences	260,168,178	230,778,598	2,925,386	1,345,160	3,888,572	13,897,765	209,102	3,030,467	654,825	1,691,641	1,010,193	736,469
Liability for Self Insurance Claims	29,846,295	26,301,281	0	0	0	3,545,014	0	0	0	0	0	0

STATE UNIVERSITIES OF FLORIDA  
NOTES TO THE FINANCIAL STATEMENTS  
FOR FISCAL YEAR ENDED JUNE 30, 2006

9. LONG-TERM LIABILITIES, (cont'd)

DESCRIPTION	TOTAL	UF	FSU	FAMU	UCF	USF	NC	FAU	UWF	FIU	UNF	FGCU
Total Bonds, Notes and Leases	1,034,165,579	125,441,442	229,483,323	27,229,778	170,867,018	72,279,307	32,409,823	103,864,111	55,120,796	141,176,338	10,103,501	66,190,142
<b>Other Liabilities</b>												
Compensated Absences	353,337,515	139,898,816	43,934,980	17,299,486	26,055,428	55,994,342	1,458,092	19,544,234	9,209,147	25,304,141	9,356,863	5,281,986
Liability for Self Insurance Claims	90,246,018	76,259,478	0	0	0	13,986,540	0	0	0	0	0	0
Unearned Revenue	55,661,452	0	0	0	0	0	0	0	0	50,257,547	0	5,403,905
Other	10,829,019	0	0	117,986	0	0	0	0	232,336	0	0	10,478,697
<b>Total Other Liabilities</b>	<b>510,074,004</b>	<b>216,158,294</b>	<b>43,934,980</b>	<b>17,417,472</b>	<b>26,055,428</b>	<b>69,980,882</b>	<b>1,458,092</b>	<b>19,544,234</b>	<b>9,441,483</b>	<b>75,561,688</b>	<b>9,356,863</b>	<b>21,164,588</b>
<b>Total</b>	<b>1,544,239,583</b>	<b>341,599,736</b>	<b>273,418,303</b>	<b>44,647,250</b>	<b>196,922,446</b>	<b>142,260,189</b>	<b>33,867,915</b>	<b>123,408,345</b>	<b>64,562,279</b>	<b>216,738,026</b>	<b>19,460,364</b>	<b>87,354,730</b>

**Bonded Debt** The State Board of Education issues revenue bonds (Certificates) on behalf of the Universities, the proceeds of which were used to acquire and construct various University capital projects. The bonds are secured and payable from the Universities' capital improvement and building fees. The building fee and capital improvement fee collected as a part of tuition and remitted to the State Board of Education is used to retire the revenue certificates for the academic and student service facilities. The State Board of Education and the State Board of Administration administer the principal and interest payments, investment of sinking fund resources, and compliance with reserve requirements.

In addition, the Universities issued bonds for construction of student parking garages, student housing and academic and student service facilities. Bonds outstanding, which include both term and serial bonds, are secured by a pledge of

STATE UNIVERSITIES OF FLORIDA  
NOTES TO THE FINANCIAL STATEMENTS  
FOR FISCAL YEAR ENDED JUNE 30, 2006

---

9. LONG-TERM LIABILITIES, (cont'd)

STUDENT HOUSING AND PARKING

STATE UNIVERSITIES OF FLORIDA  
 NOTES TO THE FINANCIAL STATEMENTS  
 FOR FISCAL YEAR ENDED JUNE 30, 2006

9. LONG-TERM LIABILITIES, (cont'd)

STUDENT HOUSING AND PARKING				ACADEMIC AND STUDENT SERVICES FACILITIES				TOTAL	
SERIES	AMOUNT OUTSTANDING	MATURITY DATE	INTEREST RATES	SERIES	AMOUNT OUTSTANDING	MATURITY DATE	INTEREST RATES	BOND DISC/PREM/REFUNDING	AMOUNT OUTSTANDING
				2003A	6,348,183	2013	5.000%		
				2005A	5,545,716	2022	3.625% to 4.125%		
				2006A	4,371,625	2030	4.000% to 5.000%		
	26,175,000				32,162,192			(159,036)	58,178,156
New College of Florida:									

STATE UNIVERSITIES OF FLORIDA  
 NOTES TO THE FINANCIAL STATEMENTS  
 FOR FISCAL YEAR ENDED JUNE 30, 2006

9. LONG-TERM LIABILITIES, (cont'd)

STUDENT HOUSING AND PARKING				ACADEMIC AND STUDENT SERVICES FACILITIES				TOTAL	
SERIES	AMOUNT OUTSTANDING	MATURITY DATE	INTEREST RATES	SERIES	AMOUNT OUTSTANDING	MATURITY DATE	INTEREST RATES	BOND DISC/PREM/REFUNDING	AMOUNT OUTSTANDING
				1997A	1,952,390	2016	4.500% to 7.000%		
				1998	3,247,739	2023	4.000% to 5.000%		
				2003A	1,489,235	2013	3.000% to 5.000%		
					<u>9,547,947</u>			0	9,547,947
<b>Florida Gulf Coast University:</b>									
2003	46,600,000	2033	4.01%	1997	321,371	2022	5.000% to 6.000%		
2005A	8,000,000	2035	3.30%	1998	1,440,574	2023	4.000% to 5.000%		
2005B	6,000,000	2035	2.5%	2001	408,288	2026	4.000% to 5.000%		
	<u>60,600,000</u>			2006	2,450,181	2030	4.58%		
					<u>4,620,414</u>			0	65,220,414
<b>TOTAL</b>									

STATE UNIVERSITIES OF FLORIDA  
NOTES TO THE FINANCIAL STATEMENTS  
FOR FISCAL YEAR ENDED JUNE 30, 2006

---

9. LONG-TERM LIABILITIES, (cont'd)

Annual requirements to amortize all bonded debt outstanding as of June 30 are as follows:

FY ENDING	TOTAL	UF	FSU	FAMU	UCF	USF	NC	FAU	UWF	FIU	UNF	FGCU
-----------	-------	----	-----	------	-----	-----	----	-----	-----	-----	-----	------

STATE UNIVERSITIES OF FLORIDA  
NOTES TO THE FINANCIAL STATEMENTS  
FOR FISCAL YEAR ENDED JUNE 30, 2006

---

9. LONG-TERM LIABILITIES, (cont'd)

Installment Purchase Contracts and Capital Leases On June 8, 1994, the former Board of Regents, on behalf of

STATE UNIVERSITIES OF FLORIDA  
 NOTES TO THE FINANCIAL STATEMENTS  
 FOR FISCAL YEAR ENDED JUNE 30, 2006

9. LONG-TERM LIABILITIES, (cont'd)

The following is a schedule of future minimum payments remaining under the contracts at fiscal year end:

FY ENDING	TOTAL	UF	FSU	FAMU	UCF	USF	NC	FAU	UWF	FIU	UNF	FGCU
INSTALLMENT PURCHASES:												
	\$	\$	\$	\$	\$	\$	\$	\$	\$	\$	\$	\$
2007	3,228,928	741,538	524,492	79,235	723,385	686,854	0	0	0	0	0	0
2008	2,294,347	617,062	193,675	48,869	464,404	489,275	0	0	0	0	0	0
2009	824,135	397,463	52,750	0	78,249	215,021	0	0	0	0	0	0
2010	367,593	367,593	0	0	0	0	0	0	0	0	0	0
2011	241,823	241,823	0	0	0	0	0	0	0	0	0	0
2012-2016	32,460	32,460	0	0	0	0	0	0	0	0	0	0
2017-2021	0	0	0	0	0	0	0	0	0	0	0	0
2022-2026	0	0	0	0	0	0	0	0	0	0	0	0
2027-2031	0	0	0	0	0	0	0	0	0	0	0	0
2032-2036	0	0	0	0	0	0	0	0	0	0	0	0
Subtotal	6,989,286	2,397,939	770,917	128,104	1,266,038	1,391,150	0	0	0	0	0	0
Interest	(812,504)	213,661	(20,134)	0	1,035,137	29,106	0	0	0	0	0	0
<b>TOTAL</b>	<b>6,176,782</b>	<b>2,611,600</b>	<b>750,783</b>	<b>128,104</b>	<b>2,301,175</b>	<b>1,420,256</b>	<b>0</b>	<b>0</b>	<b>0</b>	<b>0</b>	<b>0</b>	<b>0</b>
CAPITAL LEASES:												
2007	4,484,668	83,144	0	2,641	0	515,000	0	947,654	1,003,597	1,336,827	313,410	282,394
2008	3,779,096	88,506	0	646	0	535,000	0	957,071	1,027,426	911,339	242,143	16,965
2009	1,755,977	94,215	0	0	0	560,000	0	527,522	43,298	491,743	0	39,199
2010	1,577,506	100,292	0	0	0	585,000	0	486,136	44,806	297,555	0	63,698
2011	1,328,273	106,761	0	0	0	610,000	0	491,418	0	51,703	0	68,391
2012-2016	6,671,366	646,419	0	0	0	3,505,000	0	2,020,866	0	0	0	499,081
2017-2021	7,643,573	883,573	0	0	0	4,365,000	0	2,395,000	0	0	0	0
2022-2026	6,156,282	1,001,282	0	0	0	2,035,000	0	3,120,000	0	0	0	0
2027-2031	3,099,112	779,112	0	0	0	0	0	2,320,000	0	0	0	0
2032-2036	0	0	0	0	0	0	0	0	0	0	0	0
Subtotal	36,495,853	3,783,304	0	3,287	0	12,710,000	0	13,265,667	2,119,127	3,089,167	555,553	969,728
Interest	17,595,122	3,468,698	0	0	0	5,461,650	0	8,734,041	63,389	(151,747)	19,111	0
<b>TOTAL</b>	<b>54,090,975</b>	<b>7,252,002</b>	<b>0</b>	<b>3,287</b>	<b>0</b>	<b>18,171,650</b>	<b>0</b>	<b>21,999,708</b>	<b>2,182,516</b>	<b>2,937,420</b>	<b>574,664</b>	<b>969,728</b>



STATE UNIVERSITIES OF FLORIDA  
NOTES TO THE FINANCIAL STATEMENTS  
FOR FISCAL YEAR ENDED JUNE 30, 2006

---

9. LONG-TERM LIABILITIES, (cont'd)

**Compensated Absences Payable** Employees earn the right to be compensated during absences for annual leave (vacation) and sick leave earned pursuant to Board of Governors Rule 6C-5.920, Florida Administrative Code, and pursuant to bargaining agreements with the United Faculty of Florida. Leave earned is accrued to the credit of the employee and records are kept on each empl

**STATE UNIVERSITIES OF FLORIDA  
NOTES TO THE FINANCIAL STATEMENTS  
FOR FISCAL YEAR ENDED JUNE 30, 2006**

**10. OPERATING LEASES**

The Universities have long-term commitments for assets leased under operating leases. These assets are not recorded on the Statement of Net Assets; however, the operating lease payments are recorded as expenses of the related funds when paid or incurred, in the Statement of Revenues, Expenses, and Changes in Net Assets. Outstanding commitments resulting from some of these agreements are not considered material and are contingent upon future appropriations. Future minimum lease commitments for non-cancelable operating leases that are considered material and with remaining lease terms in excess of one year, as of June 30 were as follows:

FY ENDING	TOTAL	UF	FSU	FAMU	UCF	USF	NC	FAU	UWF	FIU	UNF	FGCU
	\$	\$	\$	\$	\$	\$	\$	\$	\$	\$	\$	\$
2007	11,369,246	0	0	157,199	10,212,459	0	0	27,000	427,798	0	0	544,790
2008	7,336,474	0	0	55,256	6,990,980	0	0	27,000	210,627	0	0	52,611
2009	6,690,720	0	0	21,735	6,540,533	0	0	27,000	101,452	0	0	0
2010	5,688,576	0	0	0	5,661,576	0	0	27,000	0	0	0	0
2011	4,905,875	0	0	0	4,878,875	0	0	27,000	0	0	0	0
2012-2016	535,655	0	0	0	400,655	0	0	135,000	0	0	0	0
2017-2021	135,000	0	0	0	0	0	0	135,000	0	0	0	0
2022-2026	135,000	0	0	0	0	0	0	135,000	0	0	0	0
2027-2031	135,000	0	0	0	0	0	0	135,000	0	0	0	0
2032-2036	135,000	0	0	0	0	0	0	135,000	0	0	0	0
2037-2041	135,000	0	0	0	0	0	0	135,000	0	0	0	0
2042-2046	135,000	0	0	0	0	0	0	135,000	0	0	0	0
<b>TOTAL</b>	<b>37,336,546</b>	<b>0</b>	<b>0</b>	<b>234,190</b>	<b>34,685,078</b>	<b>0</b>	<b>0</b>	<b>1,080,000</b>	<b>739,877</b>	<b>0</b>	<b>0</b>	<b>597,401</b>

**STATE UNIVERSITIES OF FLORIDA  
NOTES TO THE FINANCIAL STATEMENTS  
FOR FISCAL YEAR ENDED JUNE 30, 2006**

---

**11. FUNCTIONAL DISTRIBUTION OF EXPENSES**

The functional classification of an operating expense (instruction, research, etc.) is assigned to a department based on the nature of the activity, which represents the material portion of the activity attributable to the department. For example, activities of academic departments for which the primary departmental function is instruction may include some activities other than direct instruction such as research and public service; however, when the primary mission of the department consists of instructional program

**STATE UNIVERSITIES OF FLORIDA**

**STATE UNIVERSITIES OF FLORIDA  
NOTES TO THE FINANCIAL STATEMENTS  
FOR FISCAL YEAR ENDED JUNE 30, 2006**

---

**12. RISK MANAGEMENT PROGRAMS (cont'd)**

The programs' retained risks range from payments on tort claims limited to \$100,000 per claim and \$200,000 per occurrence to \$1 million per occurrence for professional liability up to an aggregate of \$3.5 million for all payments made on claims arising during the fiscal year. Losses in excess of the individual and aggregate amounts, up to \$30 million, are insured commercially. Settled claims have not exceeded this commercial coverage in any of the past three fiscal years.

Pursuant to the authority of Rule 6C-10.001(2), Florida Administrative Code, the University of Florida and University of South Florida Self-Insurance Program Councils have created the University of Florida Healthcare Education Insurance Company and the University of South Florida Healthcare Education Insurance Company,

**STATE UNIVERSITIES OF FLORIDA  
NOTES TO THE FINANCIAL STATEMENTS  
FOR FISCAL YEAR ENDED JUNE 30, 2006**

---

**13. SEGMENT INFORMATION**

A segment is defined as an identifiable activity (or grouping of activities), which has a specific identifiable revenue stream pledged in support of revenue bonds or other revenue-backed debt and has related expenses, gains, losses, assets and liabilities that are required to be accounted for separately. The types of activities provided by segments include housing, parking, and student services. The following financial information represents identifiable activities of the Universities for which one or more revenue bonds or other revenue-backed debt instrum

STATE UNIVERSITIES OF FLORIDA  
 NOTES TO THE FINANCIAL STATEMENTS  
 FOR FISCAL YEAR ENDED JUNE 30, 2006

13. SEGMENT INFORMATION, (cont'd)

STATEMENT OF NET ASSETS (continued)	USF	NC	FAU		FIU		FGCU	
	Parking Facility	Housing Facility	Housing Facility	Traffic & Parking	Housing Facility	Traffic & Parking	Housing Facility	Parking Facilities

STATE UNIVERSITIES OF FLORIDA  
 NOTES TO THE FINANCIAL STATEMENTS  
 FOR FISCAL YEAR ENDED JUNE 30, 2006

13. SEGMENT INFORMATION (cont'd)

STATEMENT OF REVENUES, EXPENSES & CHANGES IN NET ASSETS	TOTAL	UF		FSU		FAMU			UCF			
		Traffic & Parking	Housing Facility	Parking Facility	Housing Facility	Parking Facility	Housing Facility	Student Services	Parking Facility	Housing Facility	Bookstore	Health Facility
	\$	\$	\$	\$	\$	\$	\$	\$	\$	\$	\$	\$
<u>Condensed Statement of Revenues, Expenses and Changes in Net Assets</u>												
Operating Revenues	191,171,888	14,730,580	36,456,873	8,611,116	19,435,079	2,358,429	7,668,211	5,384,916	9,447,215	17,912,522	1,710,236	9,259,947
Depreciation Expenses	(18,889,211)	(1,849,034)	(3,665,579)	(349,537)	(1,981,133)	(63,790)	(479,534)	(157,997)	(1,180,018)	(2,870,682)	(154,153)	(337,889)



STATE UNIVERSITIES OF FLORIDA  
NOTES TO THE FINANCIAL STATEMENTS  
FOR FISCAL YEAR ENDED JUNE 30, 2006

13. SEGMENT INFORMATION, (cont'd)

STATEMENT OF REVENUES, EXPENSES & CHANGES IN NET ASSETS (cont'd)	USF	NC	FAU		FIU		FGCU	
	Parking Facility	Housing Facility	Housing Facility	Traffic & Parking	Housing Facility	Traffic & Parking	Housing Facility	Parking Facilities
	\$	\$	\$	\$	\$	\$	\$	\$
<u>Condensed Statement of Revenues, Expenses and Changes in Net Assets</u>								
Operating Revenues	9,543,065	1,971,024	11,990,896	3,766,644	14,353,288	7,016,065	975,776	8,580,003
Depreciation Expenses	(708,112)	(229,083)	(1,419,077)	(366,712)	(2,014,267)	(1,062,616)	0	0
Other Operating Expenses	(6,852,119)	(1,216,287)	(6,479,598)	(1,673,380)	(6,540,509)	(2,659,332)	(617,028)	(7,121,637)
Operating Income (Loss)	1,982,834	525,654	4,092,221	1,726,552	5,798,512	3,294,117	358,748	1,458,366
Nonoperating Revenues (Expenses)								
Capital Grants, Contracts & Donations	0	0	0	0	0	0	0	0
Investment Income	468,568	384,624	101,157	(588,223)	20,580	27,118	0	0
Interest Expense	(1,057,209)	(498,177)	(3,178,595)	0	(4,255,787)	(1,418,220)	0	0

STATE UNIVERSITIES OF FLORIDA  
NOTES TO THE FINANCIAL STATEMENTS  
FOR FISCAL YEAR ENDED JUNE 30, 2006

13. SEGMENT INFORMATION, (cont'd)

	UF	FSU	FAMU	UCF
--	----	-----	------	-----



STATE UNIVERSITIES OF FLORIDA  
STATEMENT OF NET ASSETS  
UNIVERSITY ONLY  
FOR FISCAL YEAR ENDED JUNE 30, 2006


	SUS	UF	FSU	FAMU	UCF	USF	NC	FAU	UWF	FIU	UNF	FGCU
	\$	\$	\$	\$	\$	\$	\$	\$	\$	\$	\$	\$
ASSETS:												
A0XX CURRENT ASSETS:												
A010 CASH AND CASH EQUIVALENTS												



686 8) )68 )\$08 8&) 86) 1& )\$8 8:) ),8 81) )\*8



STATE UNIVERSITIES OF FLORIDA  
STATEMENT OF NET ASSETS  
UNIVERSITY ONLY  
FOR FISCAL YEAR ENDED JUNE 30, 2006



STATE UNIVERSITIES OF FLORIDA  
STATEMENT OF NET ASSETS  
UNIVERSITY ONLY  
FOR FISCAL YEAR ENDED JUNE 30, 2006


	SUS	UF	FSU	FAMU	UCF	USF	NC	FAU	UWF	FIU	UNF	FGCU
	\$	\$	\$	\$	\$	\$	\$	\$	\$	\$	\$	\$
A5XX NET ASSETS:												
A510 INVESTED IN CAPITAL ASSETS, NET OF RELATED DEBT	4,654,804,795	1,185,279,391	974,695,332	334,373,238	401,200,270	443,217,216	21,942,549	395,998,662	128,565,778	442,943,850	155,492,421	171,096,088
RESTRICTED:												
NONEXPENDABLE:												
A521 ENDOWMENT	0	0	0	0	0	0	0	0	0	0	0	0
EXPENDABLE:												
A522 DEBT SERVICE	18,813,144	3,721,732	1,260,692	5,125,558	32,666	7,494,379	0	48	0	178,069	0	1,000,000
A523 LOANS	139,821,686	51,225,572	18,869,255	38,464,836	9,571,986	11,088,005	0	4,465,229	3,664,763	1,650,206	528,838	292,996
A524 CAPITAL PROJECTS	415,445,305	104,764,176	98,967,959	(12,842,904)	42,228,872	92,249,699	5,452,913	19,894,776	5,769,373	2,806,135	37,858,799	18,295,507
A525 OTHER RESTRICTED NET ASSETS	437,464,008	255,488,239	64,614,925	20,448,103	43,010,936	22,507,275	327,427	8,067,705	4,303,866	8,434,934	3,906,653	6,353,945
A530 UNRESTRICTED	744,111,996	81,296,112	208,753,796	0	76,604,389	181,272,372	4,803,697	40,170,254	17,524,998	76,884,643	44,629,398	12,172,337
<b>A599 TOTAL NET ASSETS</b>	<b>6,410,460,934</b>	<b>1,681,775,222</b>	<b>1,367,161,959</b>	<b>385,568,831</b>	<b>572,649,119</b>	<b>757,828,946</b>	<b>32,526,586</b>	<b>468,596,674</b>	<b>159,828,778</b>	<b>532,897,837</b>	<b>242,416,109</b>	<b>209,210,873</b>

**STATE UNIVERSITIES OF FLORIDA  
STATEMENT OF NET ASSETS  
COMPONENT UNITS ONLY  
FOR FISCAL YEAR ENDED JUNE 30, 2006**

	SUS	UF	FSU	FAMU	UCF	USF	NC	FAU	UWF	FIU	UNF	FGCU
	\$	\$	\$	\$	\$	\$	\$	\$	\$	\$	\$	\$
ASSETS:												
A0XX CURRENT ASSETS:												
A010 CASH AND CASH EQUIVALENTS												
A011 Cash on Hand	15,620,439	50,400	0	0	0	0	200	0	0	14,174,608	1,395,231	0
A012 Cash in Bank	484,212,236	266,311,487	32,929,754	0	145,236,602	20,345,003	7,795	5,754,883	2,109,427	0	0	11,517,285
A014 Cash in the State Treasury	0	0	0	0	0	0	0	0	0	0	0	0
A015 Unexpended General Revenue Releases	0	0	0	0	0	0	0	0	0	0	0	0
A102 Cash in Bank - Restricted	0	0	0	0	0	0	0	0	0	0	0	0
A103 Cash in State Board of Administration - Restricted	0	0	0	0	0	0	0	0	0	0	0	0
A019 TOTAL CASH AND CASH EQUIVALENTS	499,832,675	266,361,887	32,929,754	0	145,236,602	20,345,003	7,995	5,754,883	2,109,427	14,174,608	1,395,231	11,517,285
A020 INVESTMENTS												
A021 Investments with State Treasury	0	0	0	0	0	0	0	0	0	0	0	0
A022 Special Investments with State Treasury	47,733,133	47,429,801	0	0	0	0	2,311	301,021	0	0	0	0
A023 Investments with SBA	464,608,446	28,308,023	82,442,918	0	29,207,913	154,387,180	18,159	170,244,253	0	0	0	0
A024 Other Investments	239,945,794	196,458,033	12,168,175	0	0	0	0	0	0	25,343,297	5,976,289	0
A026 Adjustment for Securities lending Transactions	0	0	0	0	0	0	0	0	0	0	0	0
A027 Adjustment for Reverse Repurchase Agreements	0	0	0	0	0	0	0	0	0	0	0	0
A028 Adjustment to Fair Market Value	4,505,338	0	0	0	0	0	0	(1,714)	0	4,507,052	0	0



STATE UNIVERSITIES OF FLORIDA





STATE UNIVERSITIES OF FLORIDA  
 STATEMENT OF NET ASSETS  
 COMPONENT UNITS ONLY  
 FOR FISCAL YEAR ENDED JUNE 30, 2006

	SUS	UF	FSU	FAMU	UCF	USF	NC	FAU	UWF	FIU	UNF	FGCU
	\$	\$	\$	\$	\$	\$	\$	\$	\$	\$	\$	\$

A5XX NET ASSETS:

A510 INVESTED IN CAPITAL ASSETS, NET OF RELATED DEBT	242,714,35											
--	------------	--	--	--	--	--	--	--	--	--	--	--



686 8) )68 )\$0\$ 8&) 86) 1& )\$8 8-) ) .8 81) )\*&

\_\_\_\_\_

STATE UNIVERSITIES OF FLORIDA  
STATEMENT OF NET ASSETS  
UNIVERSITY & COMPONENT UNITS COMBINED  
FOR FISCAL YEAR ENDED JUNE 30, 200



STATE UNIVERSITIES OF FLORIDA  
STATEMENT OF NET ASSETS  
UNIVERSITY & COMPONENT UNITS COMBINED  
FOR FISCAL YEAR ENDED JUNE 30, 2006



	SUS	UF	FSU	FAMU	UCF	USF	NC	FAU	UWF	FIU	UNF	FGCU
	\$	\$	\$	\$	\$	\$	\$	\$	\$	\$	\$	\$
LIABILITIES:												
A3XX CURRENT LIABILITIES:												
A310 ACCOUNTS PAYABLE AND ACCRUED LIABILITIES												
A311 Accounts Payable	458,364,238	293,833,103	45,903,331	15,109,349	24,710,978	53,224,639	773,267	12,141,475	3,421,325	3,692,616	2,851,208	2,702,947
A312 Construction Contracts Payable	69,656,547	13,926,524	23,456,749	1,014,691	11,006,770	2,587,049	323,755	3,852,920	430,461	9,221,911	505,831	3,329,886
A313 Accrued Salaries and Wages	142,024,020	52,304,426	19,824,986	0	12,965,973	32,435,802	778,772	4,614,529	3,201,405	11,382,797	2,271,632	2,243,698
A315 Deposits Payable	58,796,771	4,968,599	2,695,584	9,505,410	7,014,416	16,824,151	1,761	2,636,312	1,175,264	8,575,689	5,048,297	351,288
A319 TOTAL ACCOUNTS PAYABLE AND ACCRUED LIABILITIES	728,841,576	365,032,652	91,880,650	25,629,450	55,698,137	105,071,641	1,877,555	23,245,236	8,228,455	32,873,013	10,676,968	8,627,819
A320 DUE TO OTHER FUNDS												
A321 Due to Other SUS Universities	361,940	0	62,768	62,768	0	0	236,404	0	0	0	0	0
A322 Due to Primary Government	1,494,586	175,619	705,435	304,750	1	0	1,471	0	0	307,310	0	0
A323 Due to Component Units	272,894,454	111,363,241	12,331,703	0	6,427,243	111,524,031	0	601,202	299,487	7,861,934	22,485,613	0
A329 TOTAL DUE TO OTHER FUNDS	274,750,980	111,538,860	13,099,906	367,518	6,427,244	7 435601,202 299,488				67,234	22,421 Å	3 321RNIV RUEUR

STATE UNIVERSITIES OF FLORIDA  
 STATEMENT OF NET ASSETS  
 UNIVERSITY & COMPONENT UNITS COMBINED  
 FOR FISCAL YEAR ENDED JUNE 30, 2006

	SUS	UF	FSU	FAMU	UCF	USF	NC	FAU	UWF	FIU	UNF	FGCU
	\$	\$	\$	\$	\$	\$	\$	\$	\$	\$	\$	\$
A5XX NET ASSETS:												
A510 INVESTED IN CAPITAL ASSETS, NET OF RELATED DEBT	4,897,519,149	1,460,775,551	1,012,848,456	334,373,238	299,500,465	4						

**STATE UNIVERSITIES OF FLORIDA  
STATEMENT OF REVENUES, EXPENSES, AND CHANGES IN NET ASSETS  
UNIVERSITY ONLY  
FOR FISCAL YEAR ENDED JUNE 30, 2006**

	SUS	UF	FSU	FAMU	UCF	USF	NC	FAU	UWF	FIU	UNF	FGCU
	\$	\$	\$	\$	\$	\$	\$	\$	\$	\$	\$	\$
B100 OPERATING REVENUES												
B105 Student Tuition & Fees	1,218,628,523	255,373,153	200,282,103	55,848,297	167,941,926	169,686,795	4,662,285	108,644,921	33,293,244	145,973,650	49,524,315	27,397,834
B106 Less: Tuition Scholarship Allowances	(409,655,834)	(102,868,023)	(85,684,089)	(17,893,261)	(49,443,025)	(45,435,447)	(3,495,790)	(27,223,692)	(8,673,788)	(42,734,623)	(18,030,789)	(8,173,307)
B107 Net Student Tuition & Fees	808,972,690	152,505,130	114,598,014	37,955,036	118,498,901	124,251,348	1,166,495	81,421,230	24,619,456	103,239,027	31,493,526	19,224,527
B110 Federal Grants and Contracts	759,543,597	284,353,269	123,996,631	36,101,433	39,791,083	152,764,867	385,128	32,954,554	11,502,058	61,803,513	6,827,743	9,063,318
B115 State and Local Grants and Contracts	162,492,124	36,117,353	24,882,773	15,744,958	20,497,911	34,037,105	221,216	10,950,903	2,422,536	9,321,388	5,601,352	2,694,629
B120 Nongovernmental Grants and Contracts	509,278,410	322,066,661	24,399,883	16,771,866	21,327,440	97,928,654	1,377,854	8,152,816	2,421,093	6,931,796	4,260,439	3,639,908
B125 Sales & Services of Educational Department	59,050,565	53,372,794	1,433,746	0	11,500	656,978	5,718	230,515	195,285	3,144,029	0	0
B130 Sales and Services of Auxiliary Enterprise	469,852,776	133,546,183	104,166,999	14,454,383	44,237,315	64,292,918	2,986,547	16,821,172	6,066,525	58,725,482	10,259,727	14,295,525
B131 Sales and Services of Component Units	0	0	0	0	0	0	0	0	0	0	0	0
B132 Hospital Revenues	0	0	0	0	0	0	0	0	0	0	0	0
B133 Royalties and Licensing Fees	0	0	0	0	0	0	0	0	0	0	0	0
B134 Gifts and Donations	0	0	0	0	0	0	0	0	0	0	0	0
B135 Interest on Loans Receivable	2,152,072	726,282	204,175	520,626	128,890	231,368	0	111,103	56,723	172,905	0	0
B140 Other Operating Revenue	65,632,698	532,850	8,432,665	9,101								





STATE UNIVERSITIES OF FLORIDA  
 STATEMENT OF REVENUES, EXPENSES, AND CHANGES IN NET ASSETS  
 COMPONENT UNITS ONLY  
 FOR FISCAL YEAR ENDED JUNE 30, 2006

	SUS	UF	FSU	FAMU	UCF	USF	NC	FAU	UWF	FIU	UNF	FGCU
	\$	\$	\$	\$	\$	\$	\$	\$	\$	\$	\$	\$
B100 OPERATING REVENUES												
B105 Student Tuition & Fees	0	0	0	0	0	0	0	0	0	0	0	0
B106 Less: Tuition Scholarship Allowances	0	0	0	0	0	0	0	0	0	0	0	0

---



---



---



---



---



---



M MM— C104 Sale s & Oanc D d tme Contr ts 47 1,49- 120 4 6,98 ) (9,3A 0 0  
 1M ' (- 18 17,30 ) 31 >

**STATE UNIVERSITIES OF FLORIDA**  
**STATEMENT OF CASH FLOWS**  
**UNIVERSITY ONLY**  
**FOR FISCAL YEAR ENDED JUNE 30, 2006**

	SUS	UF	FSU	FAMU	UCF	USF	NC	FAU	UWF	FIU	UNF	FGCU
	\$	\$	\$	\$	\$	\$	\$	\$	\$	\$	\$	\$
C100 CASH FLOWS FROM OPERATING ACTIVITIES												
C101 Tuition and Fees	800,110,287	148,865,174	114,771,606	37,331,998	116,608,271	120,409,929	1,173,042	80,940,333	24,850,429	106,341,568	29,427,385	19,390,552
C102 Grants & Contracts	1,492,071,597	683,829,442	178,324,215	63,963,582	81,472,464	294,846,726	2,076,557	53,402,359	15,724,405	85,488,769	17,044,229	15,898,849
C103 Sale & Services of Educational Departments	58,974,906	53,323,578	1,407,303	0	11,500	656,978	5,718	230,515	195,285	3,144,029	0	0
C104 Sales and Services of Auxiliary Enterprises	475,921,162	135,811,112	102,307,636	14,454,383	45,217,307	66,696,982	2,970,324	18,687,842	6,066,525	59,153,799	10,259,727	14,295,525
C105 Interest on Loans Receivable	2,248,566	787,147	204,175	520,626	189,666	227,145	0	111,103	36,333	172,371	0	0
C106 Other Operating Receipts	79,656,993	(371,405)	12,272,578	20,035,926	8,593,979	7,362,524	87,419	17,856,843	1,735,577	8,461,697	3,257,156	364,699
C107 Payments to Employees	(3,396,800,186)	(1,114,254,146)	(458,516,076)	(159,146,217)	(335,084,402)	(559,174,524)	(13,700,552)	(211,314,125)	(80,816,446)	(296,996,634)	(106,664,494)	(61,132,570)
C108 Payments to Suppliers for Goods and Services	(1,262,835,935)	(404,321,495)	(193,097,674)	(60,985,431)	(116,686,478)	(191,982,850)	(5,330,460)	(82,261,182)	(41,041,468)	(102,644,797)	(41,905,309)	(22,578,791)
C109 Payments to Students for Scholarships and Fellowships	(356,412,015)	(68,614,309)	(52,875,749)	(26,579,794)	(48,684,741)	(58,097,901)	(1,291,212)	(29,658,843)	(11,143,717)	(45,352,895)	(6,443,895)	(7,668,959)
C110 Payments on Self-Insurance Claims	(16,888,278)	(12,554,674)	0	0	0	(4,333,604)	0	0	0	0	0	0
C111 Net Loans Issued to Students	(1,985,483)	(983,678)	515,64	(54	S N	(54	0	0	0	0	0	0
	8	74,3	'	,3	5							

STATE UNIVERSITIES OF FLORIDA  
STATEMENT OF CASH FLOWS  
UNIVERSITY ONLY

